

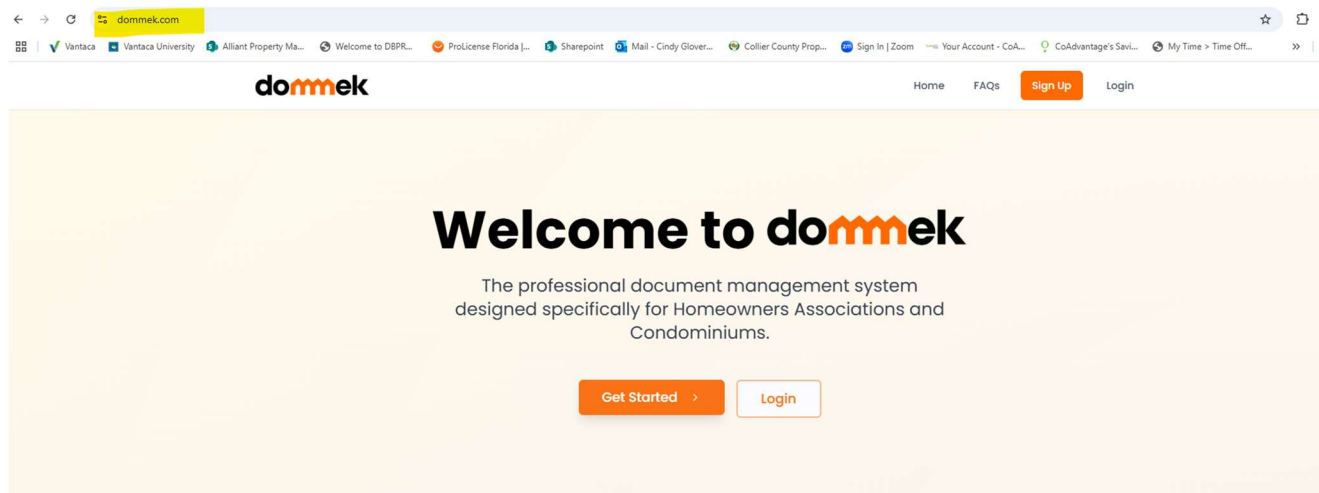
# How to fill out a rental/buyer application

---

Follow these easy steps to look for a home or apartment to rent on [www.Dommek.com](http://www.Dommek.com).

## Step 1: Go to the Website

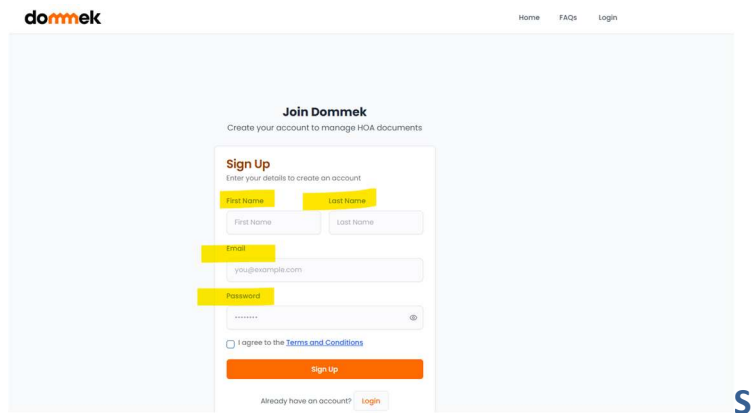
Open the internet on your computer or phone. Type [www.Dommek.com](http://www.Dommek.com) into the bar at the top and press Enter.



## Step 2: Click 'Get Started'

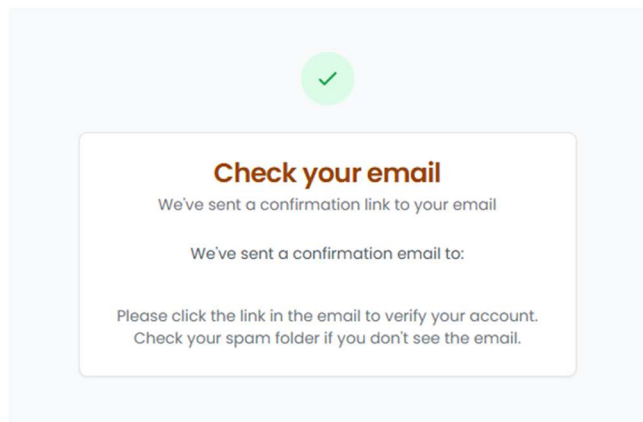
Click the 'Get Started' button on the homepage to begin your search.

### Step 3: Sign Up



The screenshot shows the Dommek website's sign-up page. At the top left is the 'dommek' logo. At the top right are links for 'Home', 'FAQs', and 'Login'. The main heading is 'Join Dommek' with the subtext 'Create your account to manage HOA documents'. Below this is a 'Sign Up' section with the instruction 'Enter your details to create an account'. The form includes fields for 'First Name', 'Last Name', 'Email' (with a placeholder 'you@example.com'), and 'Password' (with a strength indicator). A checkbox for 'I agree to the Terms and Conditions' is present. An orange 'Sign Up' button is at the bottom of the form. Below the button is a link: 'Already have an account? Login'. A large blue letter 'S' is visible on the right side of the page.

### step 4: Verify your email



## Step 5: Enter the address

Click the heart or 'Save' button on homes you are interested in. You can look at them again later.

**dommek**

[FAQs](#)

[My Orders](#)

[Logout](#)

**dommek**

**Find a Property**

Q Enter property address or HOA name

Quick & Easy

**Complete an association's  
buyer, rental or lease  
application with ease!**

1

Enter the address for property in  
which you're applying for

2

Easily complete and submit the  
required information for the  
application

3

Get updates on your application  
status via email once submitted